

**GAUTENG DEPARTMENT OF EDUCATION
PROVINCIAL EXAMINATION
NOVEMBER 2021**

GRADE 10

ECONOMICS

(PAPER 1)

TIME: 2 hours

MARKS: 150

14 pages

INSTRUCTIONS AND INFORMATION

1. Answer FOUR questions as follows in the ANSWER BOOK:

SECTION A: COMPULSORY

SECTION B: Answer TWO of the three questions.

SECTION C: Answer ONE of the two questions.

2. Answer only the required number of questions. Answers in excess of the required number will NOT be marked.
3. Number the answers correctly according to the numbering system used in this question paper.
4. Write the question number above each answer.
5. Read the questions carefully.
6. Start EACH question on a NEW page.
7. Leave 2 – 3 lines between subsections of questions.
8. Answer the questions in full sentences and ensure that the format, content and context of your responses comply with the cognitive requirements of the questions.
9. Use only black or blue ink.
10. You may use a non-programmable calculator.
11. Write neatly and legibly.

SECTION A (COMPULSORY)**QUESTION 1****30 MARKS – 20 MINUTES**

- 1.1 Various options are provided as possible answers to the following questions. Choose the answer and write only the letter (A – D) next to the question numbers (1.1.1 to 1.1.8) in the ANSWER BOOK, e.g. 1.1.9 D.
- 1.1.1 Which ONE of the following does not fall within the economics field of study?
- A Scarce resources
 - B Choice
 - C What people should buy
 - D Opportunity cost
- 1.1.2 The term that best describes the fact that people have unlimited needs and wants, with limited resources to satisfy them is ...
- A the economic problem.
 - B abundance.
 - C factors of production.
 - D the branches of economics.
- 1.1.3 When new money is added to the circular flow it is known as ...
- A savings.
 - B profits.
 - C leakages.
 - D injections.
- 1.1.4 The income an individual has available for spending and saving after paying tax is known as ...
- A real income.
 - B disposable income.
 - C nominal income.
 - D gross income.
- 1.1.5 During the middle ages road networks developed along popular routes due to ...
- A tourism.
 - B visiting friends and relatives.
 - C trade.
 - D self-sufficiency.

1.1.6 The field of study that deals with customs and practices of local and international commerce is called ...

- A political science.
- B common law.
- C social science.
- D mercantile law.

1.1.7 Which of the following population groups can be classified as economically active?

- A Employed people
- B Learners attending school
- C People 65 years and older
- D People who are 14 years and younger

1.1.8 The difference between the birth rate and the death rate of a country is called the ...

- A population deficit.
- B natural growth rate.
- C migration rate.
- D active population rate.

(8 × 2) (16)

- 1.2 Choose a description from COLUMN B that matches an item in COLUMN A. Write only the letter (A – I) next to the question numbers (1.2.1 to 1.2.8) in the ANSWER BOOK.

COLUMN A		COLUMN B	
1.2.1	Scientific method	A	A cyclical pattern that reflects the natural growth rate of a population
1.2.2	Circular flow of the economy	B	A modern medium of exchange
1.2.3	Households	C	A systematic approach to uncover regular patterns
1.2.4	Global warming	D	A system of exchange where goods or services are directly exchanged for other goods or services
1.2.5	Demographic cycle	E	A group of people that live together and make economic decisions
1.2.6	Life expectancy	F	The increase of the earth's average surface temperature due to the effects of greenhouse gases
1.2.7	Barter	G	A diagram showing the flow of goods, services, natural resources, income and expenditure
1.2.8	Money	H	The decrease in average temperature due to the effects of greenhouse gases
		I	The number of years a person can be expected to live for, based on the current demographics

(8 × 1)

(8)

1.3 Give ONE term for each of the following descriptions. Write only the term next to the question number (1.3.1 to 1.3.6) in the ANSWER BOOK. Abbreviations, acronyms and examples will NOT be accepted.

1.3.1 Natural resources, people, machinery and land used in the production of goods and services

1.3.2 The movement of income and expenditure among the participants in the economy

1.3.3 A tax charged to discourage the consumption of demerit goods

1.3.4 A government policy that uses tax and spending to intervene in the economy

1.3.5 The movement of people to live and work in cities

1.3.6 Citizens leaving the country to become citizens of another country

(6 × 1) (6)

TOTAL SECTION A : 30

SECTION B

Answer any TWO of the three questions from this section in the ANSWER BOOK.

QUESTION 2: MACROECONOMICS**40 MARKS – 30 MINUTES**

2.1 Answer the following questions.

2.1.1 Name TWO branches of Economics. (2 x 1) (2)

2.1.2 What difficulties are faced by Social Sciences? (1 x 2) (2)

2.2 Study the cartoon below and answer the questions that follow



Adapted source: www.google.com

2.2.1 What advice is given by the lady in the cartoon? (1)


2.2.2 Name ONE career opportunity related to Economics. (1)

2.2.3 Briefly describe the term Economics. (2)

2.2.4 Why is Economics considered to be a Social Science? (2)

2.2.5 How does Macroeconomics differ from Microeconomics? (2 x 2) (4)

2.3 Study the illustration below and answer the questions that follow.



Adapted source: www.google.com

- 2.3.1 Which is the missing participant in the diagram of the economy? (1)
- 2.3.2 What is the contribution made by households to the government called? (1)
- 2.3.3 Briefly describe the term *foreign trade*. (2)
- 2.3.4 Why is South Africa regarded as an open economy? (2)
- 2.3.5 Why is it important that South Africans buy locally produced products? (2 x 2) (4)
- 2.4 Explain the difference between positive and normative statements. (4 x 2) (8)
- 2.5 Why are financial institutions an important part of the economic circular flow model? (8)

[40]

QUESTION 3: ECONOMIC PURSUITS

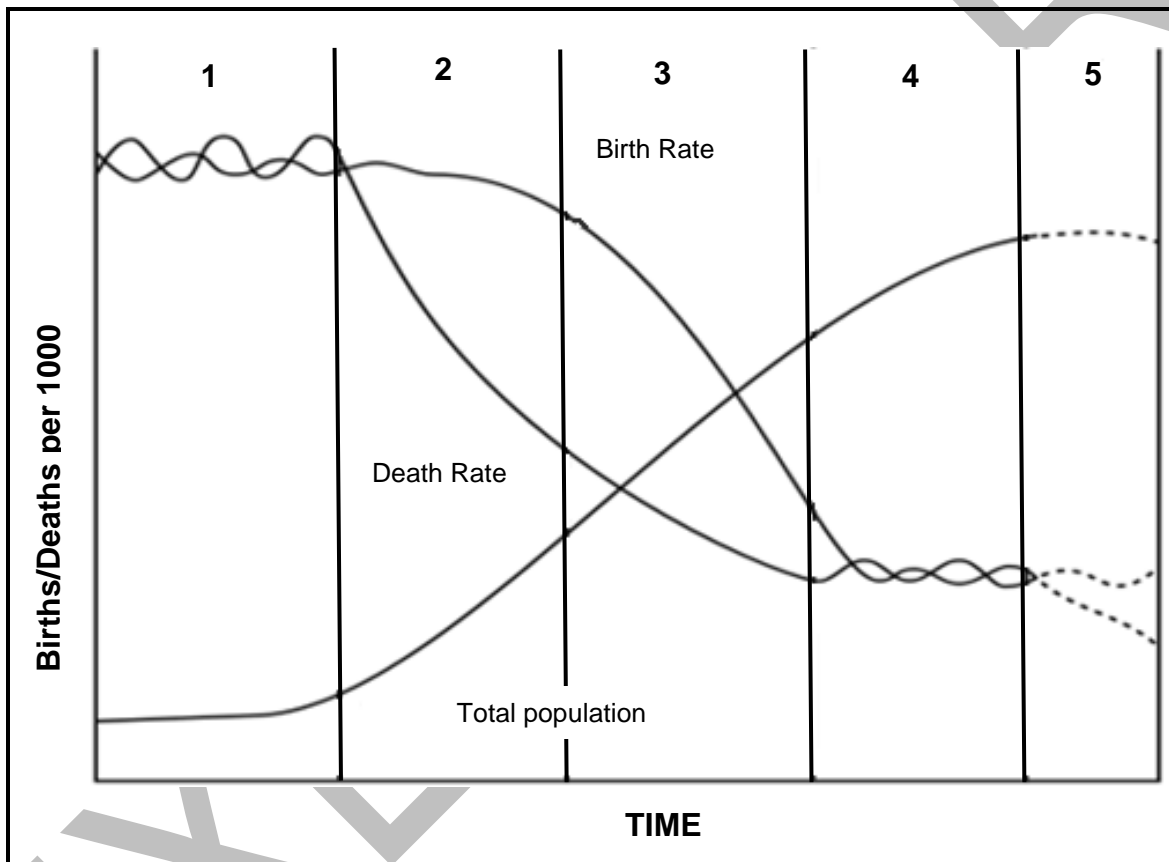
40 MARKS – 30 MINUTES

3.1 Answer the following questions.

3.1.1 Name any TWO labour unions in South Africa. (2 x 1) (2)

3.1.2 Why is it important for the government to estimate the country's population growth rate? (1 x 2) (2)

3.2



3.2.1 Name the cycle illustrated by the graph. (1)


3.2.2 In what stage would the population be described as an “old population”? (1)

3.2.3 Briefly describe the term *economically active population* (EAP). (2)

3.2.4 Why do many developing nations experience high population growth rates? (2)

3.2.5 How can the government help reduce the national death rate? (2 x 2) (4)

3.3 Study the cartoon below and answer the questions that follow.



[Source: Internet Cartoon]

- 3.3.1 What type of trade is depicted in the cartoon above? (1)
- 3.3.2 Name a more efficient trade method than can be used? (1)
- 3.3.3 Briefly describe the term *specialisation*. (2)
- 3.3.4 Why is surplus production required for trade and markets to exist? (2)
- 3.3.5 How has specialisation led to the increase in international trade? (2 x 2) (4)
- 3.4 Explain the *evolution of financial institutions and the emergence of joint stock companies*. (4 x 2) (8)
- 3.5 How does an increase in the size of the labour force benefit the economy? (8)
- [40]**

QUESTION 4: MACROECONOMICS AND ECONOMIC PURSUITS
40 MARKS – 30 MINUTES

4.1 Answer the following questions.

- 4.1.1 Name any TWO types of consumer goods. (2 x 1) (2)
- 4.1.2 What effect will a recession have on business activities? (1 x 2) (2)

4.2 Study the extract below and answer the questions that follow.

How air, water, and plastic pollution affect the economy

The two biggest problems relating to pollution impacts on air and water resources. Pollution causes billions in damage to the environment and people's health. A growing problem is pollution from plastics, which is damaging our food supply and even the air we breathe. Air pollution kills 7 million people each year, according to the World Health Organization.

Source adapted from: <https://www.thebalance.com/>

- 4.2.1 Name ONE consequence of air pollution according to the extract. (1)
- 4.2.2 What kind of pollution is a growing cause of global warming? (1)
- 4.2.3 Briefly describe the term *deforestation*. (2)
- 4.2.4 Why should government give environmental subsidies to businesses? (2)
- 4.2.5 How can economic development take place without harming the environment? (2 x 2) (4)

4.3 Study the table below and answer the questions that follow:

	POPULATION ESTIMATE	% OF TOTAL POPULATION
Eastern Cape	6 712 276	11,4
Free State	2 887 465	4,9
Gauteng	15 176 116	25,8
KwaZulu-Natal	11 289 086	19,2
Limpopo	5 982 584	10,2
Mpumalanga	4 592 187	7,8
Northern Cape	1 263 875	2,2
North West	4 027 160	6,9
Western Cape	6 844 272	11,6
Total	58 775 022	100

Adapted source: Statistics South Africa

- 4.3.1 Name the institution that publishes the above information. (1)
- 4.3.2 Which province had the highest population in 2019? (1)
- 4.3.3 Briefly describe the term *migration*. (2)
- 4.3.4 Why is urbanisation a problem for the government? (2)
- 4.3.5 How can the government curb urbanisation? (2 x 2) (4)
- 4.4 Briefly discuss the evolution of labour unions. (4 x 2) (8)
- 4.5 How successful was the government's actions in addressing the negative impact of COVID-19 on households and businesses? (8)

[40]

TOTAL SECTION B: 80

SECTION C

Answer any ONE of the two questions in this section in the ANSWER BOOK.

Your answer will be assessed as follows:

STRUCTURE OF ESSAY	MARK ALLOCATION
<p>Introduction</p> <p>The introduction is a lower-order response.</p> <ul style="list-style-type: none"> • A good starting point would be to define the main concept related to the question topic. • Do not include any part of the question in your introduction. • Do not repeat any part of the introduction in the body. • Avoid mentioning in the introduction what you are going to discuss in the body. 	<p>Max. 2</p>
<p>Body</p> <p>Main part: Discuss in detail/In-depth discussion/Examine/Critically discuss/Analyse/Compare/ Evaluate/Distinguish/Differentiate/Explain</p> <p>Additional part: Give own opinion/Critically discuss/Evaluate/Critically evaluate/Draw a graph and explain/Use the graph given and explain/ Complete the given graph/Calculate/Deduce/ Compare/Explain/ Distinguish/Interpret/Briefly debate/How/Suggest</p>	<p>Max. 26</p> <p>Max. 10</p>
<p>Conclusion</p> <p>Any higher-order conclusion should include:</p> <ul style="list-style-type: none"> • A brief summary of what has been discussed without repeating facts already mentioned • Any opinion or value judgement on the facts discussed • Additional support information to strengthen the discussion/analysis • A contradictory viewpoint with motivation, if required • Recommendations 	<p>Max. 2</p>
TOTAL:	40

QUESTION 5: MACROECONOMICS

40 MARKS – 40 MINUTES

- Discuss in detail the effects of economic fluctuations on the participants in the economy. (26 marks)
- Evaluate the exogenous reasons (monetarist view) for business cycles. (10 marks)

[40]

QUESTION 6: ECONOMIC PURSUITS

40 MARKS – 40 MINUTES

- Discuss the South African labour force in detail under the following headings:
 - Age and composition (8)
 - Employment and unemployment (10)
 - Geographic distribution (8)(26 marks)
- What is the impact of HIV and AIDS on the South African economy? (10 marks)

[40]

TOTAL SECTION C: 40

TOTAL: 150